

PROCESS OF OBTAINING CITY OF CHICAGO PLUMBING CONTRACTOR LICENSE

Go to www.cityofchicago.org

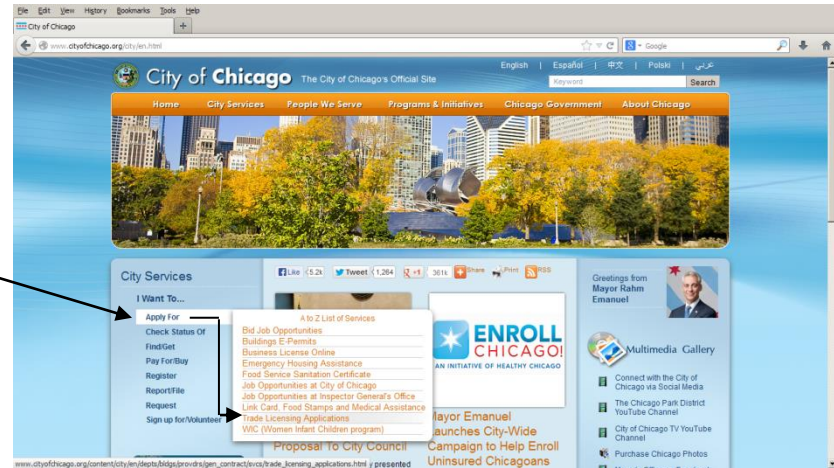
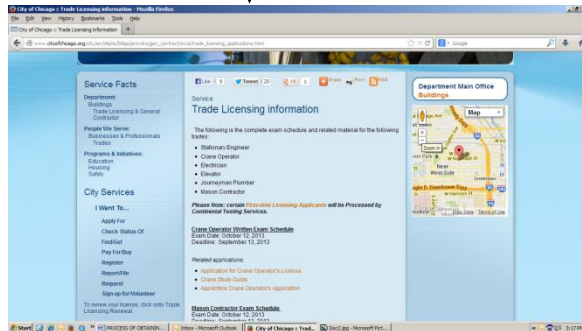
Left column

Select "Apply For"

Select "Trade Licensing Applications"

Trade Licensing Information

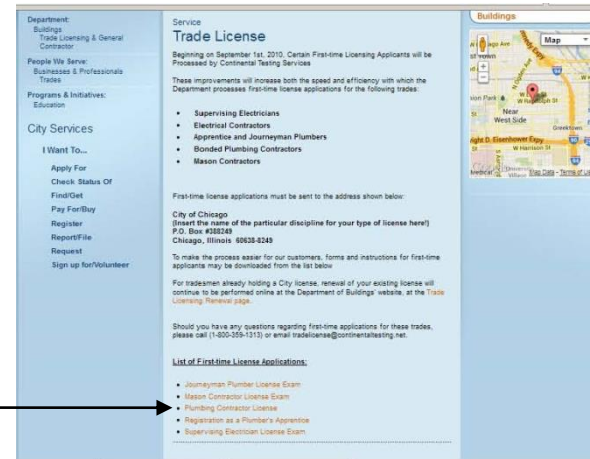
Select "First-Time Licensing Applicants"



Trade License

Scroll down to..List of First-Time Applications

Select "Plumbing Contractor License"



Here you will find the Application for the First Time Plumbing License Application...



1. Provide the **Bond for Registration as a Plumbing Contractor**.
2. Provide a copy of the Journeyman Plumber License or State of Illinois Plumber's License.
3. Provide two current, identical color photographs approximately 1 ½ inch x 1 ½ inch in size.
Write the applicant's name on back of each photograph.
4. Provide a check for the \$100.00 application fee payable to the **City of Chicago, Department of Revenue**.
5. Mail the above requirements and this completed **notarized** form to:

City of Chicago
Plumbing Contractor License
P.O. Box 388249
Chicago, IL 60638-8249

Print form and follow instructions.